

## Accessing Your Study Island Writing Work Sample

Login to [www.studyisland.com](http://www.studyisland.com)

1. Click on your teacher's LastName, FirstName\_GradeLevel

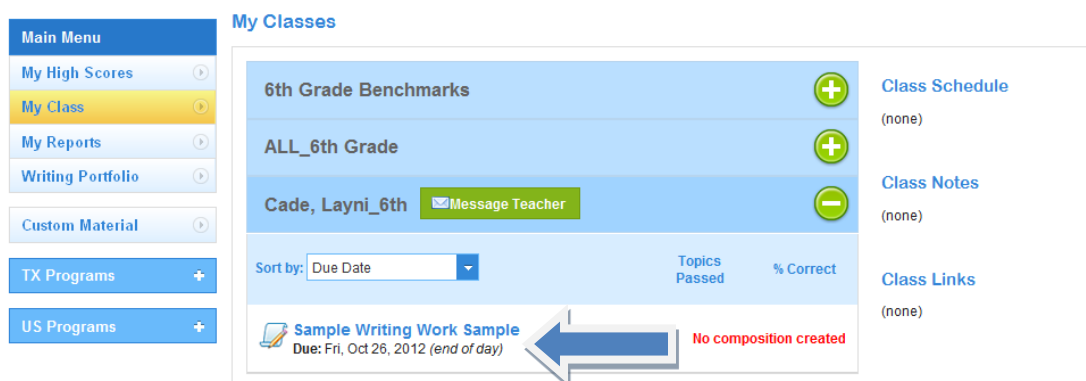


**Main Menu**  
My High Scores  
My Class  
My Reports  
Writing Portfolio  
Custom Material  
TX Programs  
US Programs

**My Classes**

6th Grade Benchmarks	+	Get Started Expand a class to view additional information and assignments.
ALL_6th Grade	+	
Cade, Layni_6th	+	

2. Click on your Writing Work Sample for Nov. 11-15



**Main Menu**  
My High Scores  
My Class  
My Reports  
Writing Portfolio  
Custom Material  
TX Programs  
US Programs

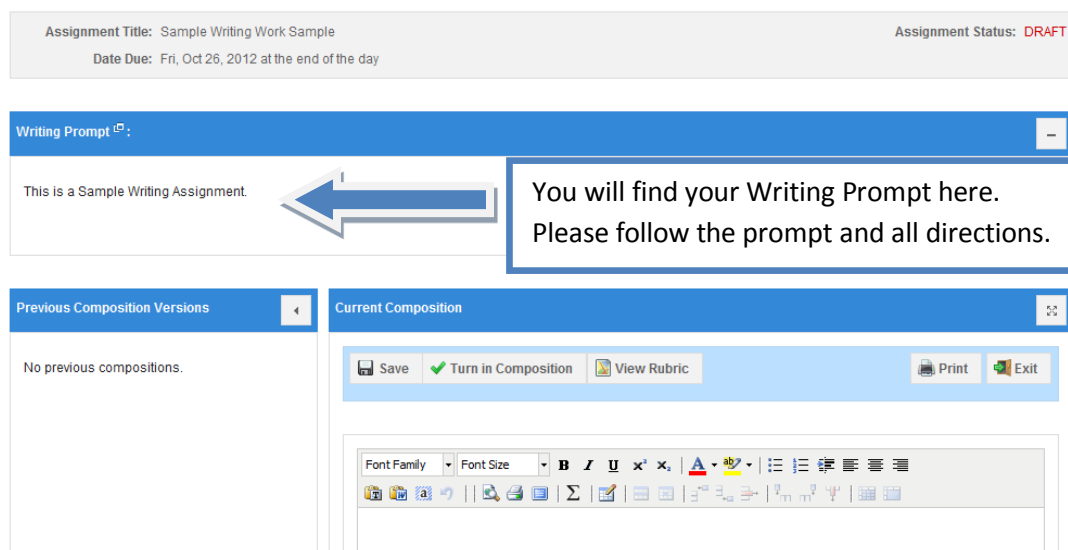
**My Classes**

6th Grade Benchmarks	+	Class Schedule (none)
ALL_6th Grade	+	
Cade, Layni_6th	Message Teacher	Class Notes (none)

Sort by: Due Date Topics Passed % Correct

Sample Writing Work Sample Due: Fri, Oct 26, 2012 (end of day)	No composition created
---	------------------------

3. Read ALL directions.



Assignment Title: Sample Writing Work Sample      Assignment Status: **DRAFT**  
Date Due: Fri, Oct 26, 2012 at the end of the day

**Writing Prompt**

This is a Sample Writing Assignment.      You will find your Writing Prompt here. Please follow the prompt and all directions.

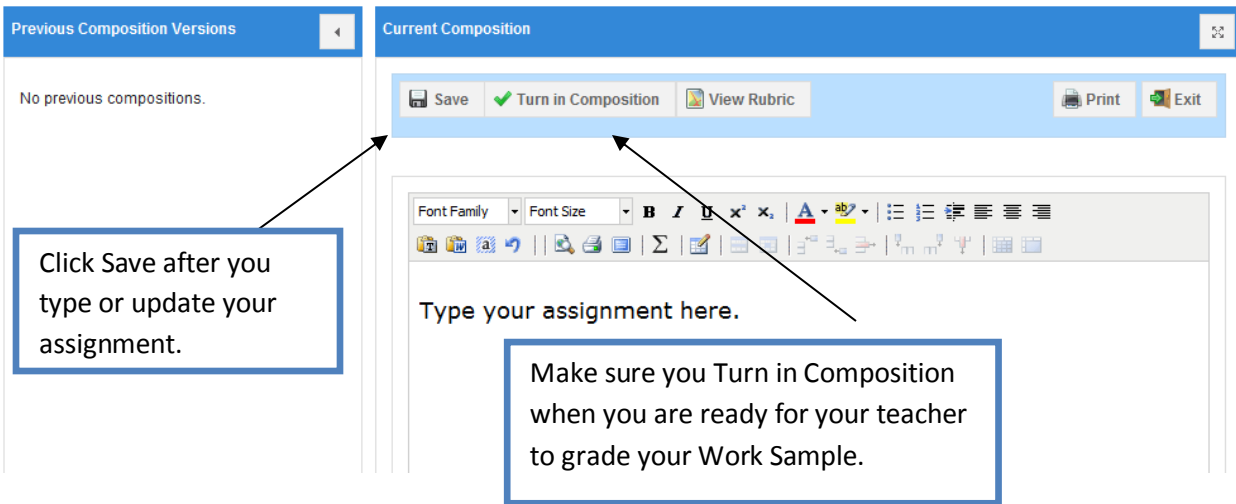
**Previous Composition Versions**      **Current Composition**

No previous compositions.

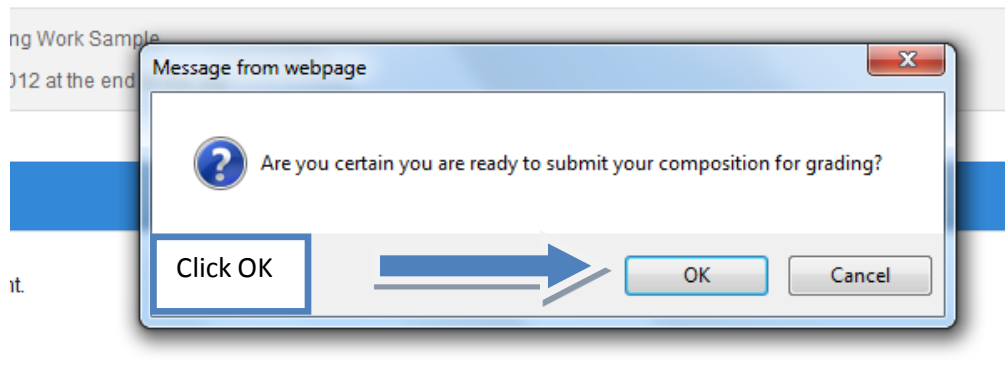
Save Turn in Composition View Rubric Print Exit

Font Family Font Size Bold Italic Underline Strikethrough Text Color Background Color Bulleted List Numbered List Indentation Decrease Indentation Increase Indentation Undo Redo

4. Type your Final Draft and click save after any updates. Click Turn in Composition when you are ready for your teacher to grade your Work Sample.

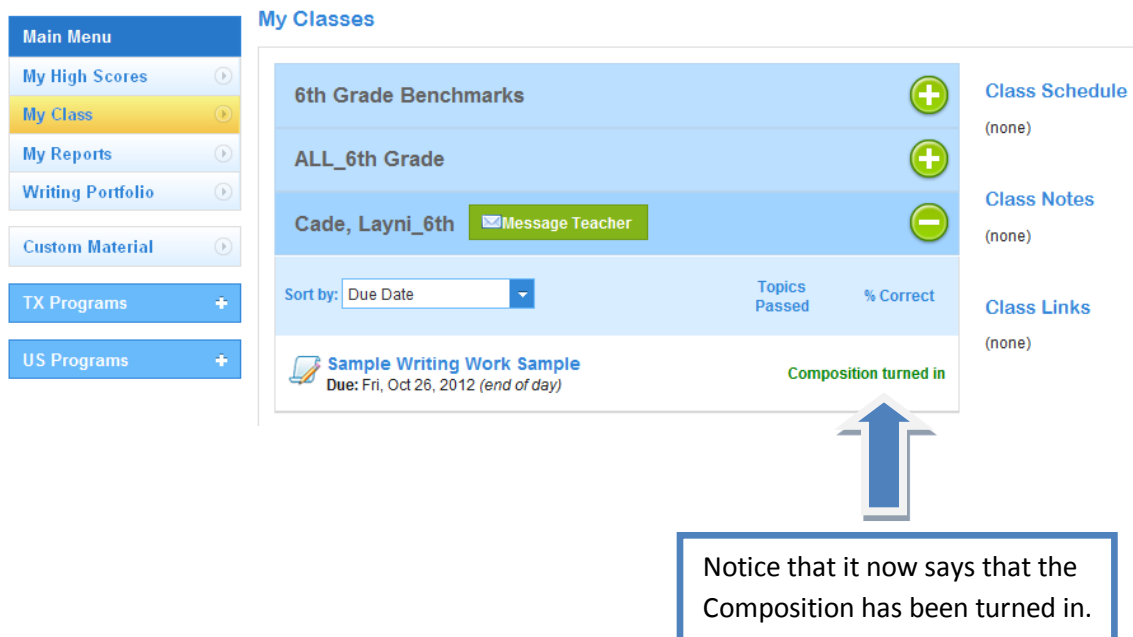


The screenshot shows the 'Current Composition' interface. On the left, a box labeled 'Previous Composition Versions' contains the text 'No previous compositions.' The main area has a toolbar with 'Save', 'Turn in Composition', and 'View Rubric' buttons. Below the toolbar is a rich text editor with a 'Type your assignment here.' text area. Two callout boxes are present: one pointing to the 'Save' button with the text 'Click Save after you type or update your assignment.', and another pointing to the 'Turn in Composition' button with the text 'Make sure you Turn in Composition when you are ready for your teacher to grade your Work Sample.'



A 'Message from webpage' dialog box is shown. It contains a question mark icon and the text 'Are you certain you are ready to submit your composition for grading?'. Below the text are 'OK' and 'Cancel' buttons. A callout box labeled 'Click OK' has an arrow pointing to the 'OK' button.

5. To verify that your Work Sample has been turned in, check you're My Class Page.



The screenshot shows the 'My Classes' page. On the left is a 'Main Menu' with options like 'My High Scores', 'My Class', 'My Reports', 'Writing Portfolio', 'Custom Material', 'TX Programs', and 'US Programs'. The main area lists classes: '6th Grade Benchmarks', 'ALL\_6th Grade', and 'Cade, Layni\_6th'. Below the class list is a table with columns for 'Sort by', 'Topics Passed', and '% Correct'. A row for 'Sample Writing Work Sample' is highlighted, with a green status indicator 'Composition turned in' and a due date of 'Fri, Oct 26, 2012 (end of day)'. A callout box with an arrow points to the 'Composition turned in' status with the text 'Notice that it now says that the Composition has been turned in.'